

MONTAJE / MONTAGE / MONTAGGIO / MONTAGEM / ASSEMBLY / BEDIENUNGSANLEITUNG

ES TE ACONSEJAMOS

- Poner el paquete en posición horizontal.
- Ordenar y contar las piezas y herrajes.
- Habilita una zona para el montaje.
- Sigue paso a paso las instrucciones de montaje.

EN I ADVISE YOU

- Put the package in horizontal position.
- Put in the order and count the pieces and iron fittings.
- Take enough space for assembly.
- Follow step by step the assembly instruction.

FR NOUS VOUS CONSEILLONS

- Poser les colis en position horizontale.
- Classer et compter les éléments de montage et la quincaillerie.
- Définir une zone de montage.
- Suivre dans l'ordre les instructions de montage.

IT VI INFORMIAMO

- Porre la confezione in orizzontale.
- Mettere in ordine e contare le minuterie metalliche.
- Essere certi di avere spazio a per il montaggio.
- Seguire passo passo le istruzioni.

ES Las herramientas que necesitas (no incluidas en el kit)

FR Outils de montage nécessaires (not inclus dans le kit)



EN The tools that you need for assembly (not included in the package)

IT Gli attrezzi che vi servono per il montaggio (non inclusi nella confezione)



ES Las herrajes que encontraras en el kit

FR Quincaillerie incluse dans le kit



X7

EN The tools that you will find in the package

IT Accessori incluso nella confezione.



X8

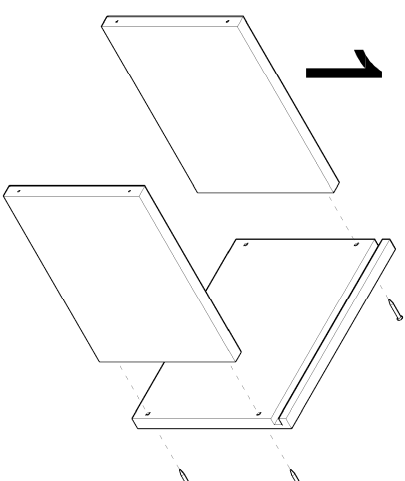
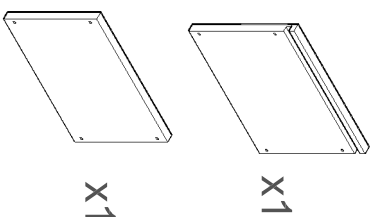
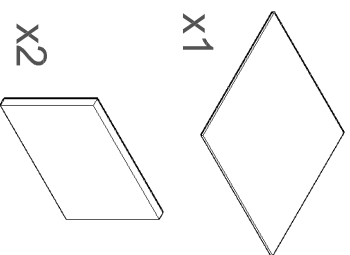
4.5 x 35 mm

ES Las piezas incluidas en el kit

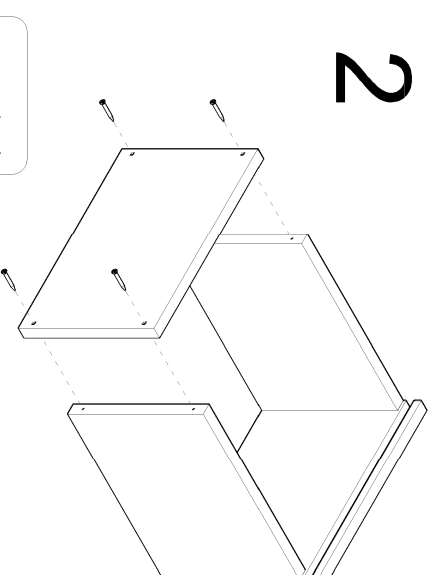
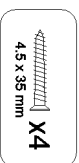
FR Pièces incluses dans le kit

EN The pieces included in the package

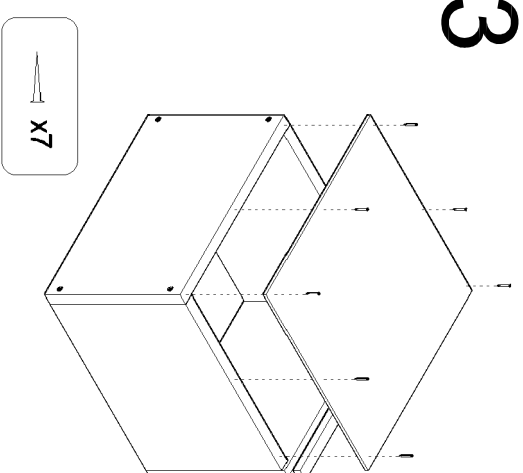
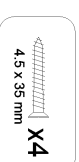
IT Parti incluse nella confezione



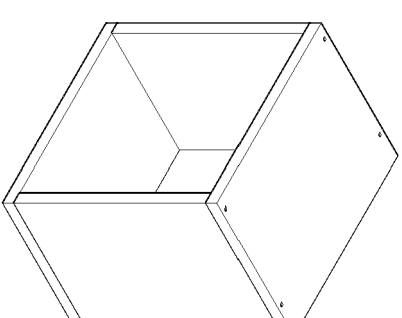
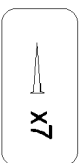
1



2



3



4

ref. BTCU30.99

ASTIGARRAGA

kit line

Olallo Area nº3
E-20730 Azpeitia (Guzúkoa)
T.+34 943 814 261 | F.+34 943 816 713
astigarraga@kitline.es
www.astikitline.es

