

# MONTAJE / MONTAGE / MONTAGGIO / MONTAGEM / ASSEMBLY / BEDIENUNGSANLEITUNG

## ES) TE ACONSEJAMOS

- Poner el paquete en posición horizontal.
- Ordenar y contar las piezas y herrajes.
- Habilita una zona para el montaje.
- Sigue paso a paso las instrucciones de montaje.

## EN) I ADVISE YOU

- Put the package in horizontal position.
- Put in the order and count the pieces and iron fittings.
- Take enough space for assembly.
- Follow step by step the assembly instruction.

## FR) NOUS VOUS CONSEILLONS

- Poser les colis en position horizontale.
- Classer et compter les éléments de montage et la quincaillerie.
- Définir une zone de montage.
- Suivre dans l'ordre les instructions de montage.

## IT) VI INFORMIAMO

- Porre la confezione in orizzontale.
- Mettere in ordine e contare le minuterie metalliche.
- Essere certi di avere spazio a per il montaggio.
- Seguire passo passo le istruzioni.

ES) -Las herramientas que necesitas (no incluidas en el kit)

FR) -Outils de montage nécessaires (not inclus dans le kit)



EN) The tools that you need for assembly (not included in the package)

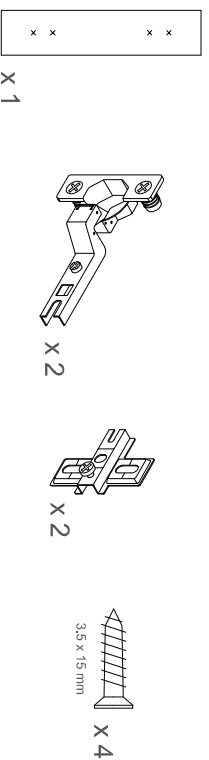
IT) -Gli attrezzi che vi servono per il montaggio (non inclusi nella confezione)

ES) -Los herrajes que encontrarás en el kit

FR) -Quincaillerie incluse dans le kit

EN) -The tools that you will find in the package

IT) -Accessori inclusi nella confezione.

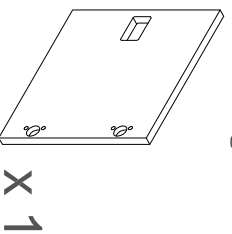


ES) - Las piezas incluidas en el kit

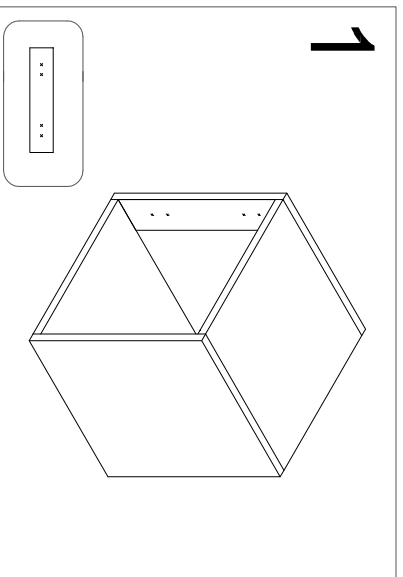
FR) - Pièces incluses dans le kit

EN) - The pieces included in the package

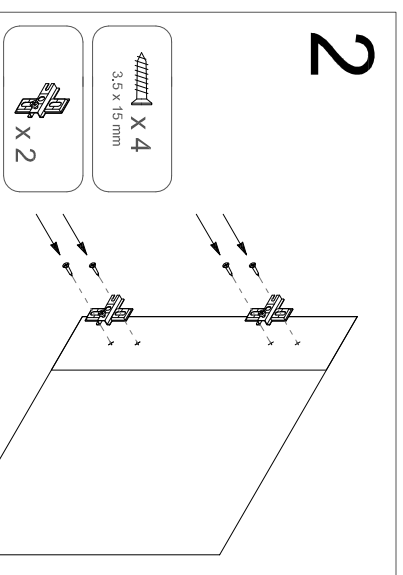
IT) - Parti incluse nella confezione




### 1



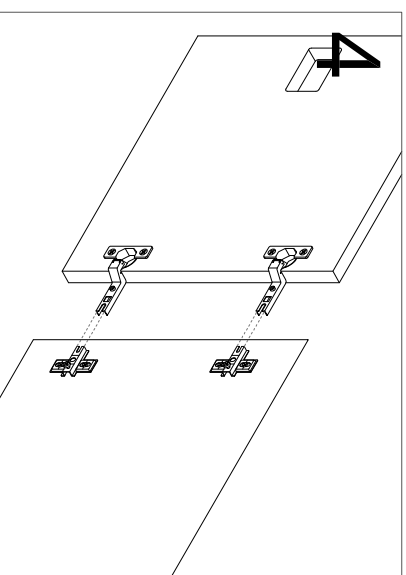
### 2



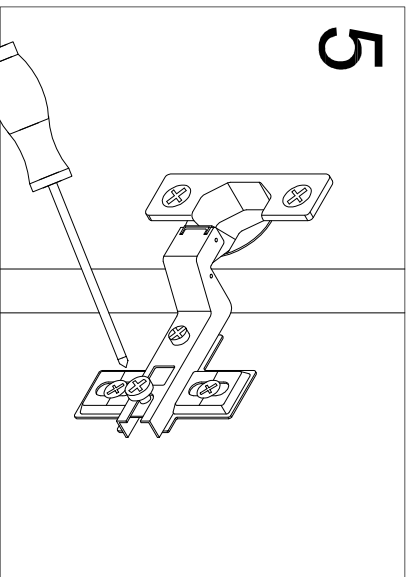
### 3



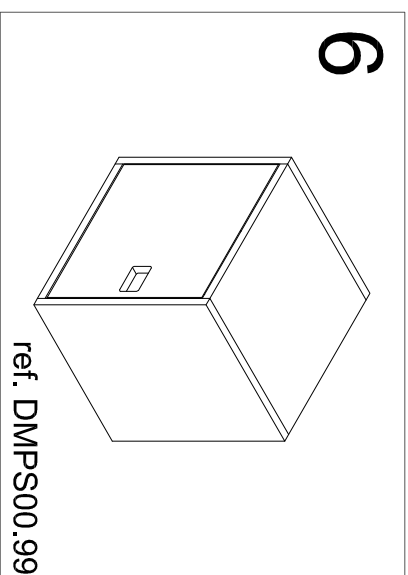
### 4



### 5



### 6



ref. DMPS00.99

## ASTIGARRAGA

*Art Line*

Oficina Aragón, s.l.  
E-20730 Azpeitio (Gipuzkoa)  
T. +34 943 814 261 / F. +34 943 816 713  
astigarraga@artline.es  
www.artline.es

