MONTAJE / MONTAGE / MONTAGGIO / MONTAGEM / ASSEMBLY / BEDIENUNGSANLEITUNG

(ES) TE ACONSEJAMOS
- Poner el paquete en posición horizontal.
- Ordenar y contar las piezas y herrajes.
- Habilita una zona para el montaje.
- Sigue paso a paso las instrucciones de montaje.

(EN) I ADVISE YOU
- Put the package in horizontal position.
- Put in the order and count the pieces and iron fittings.
- Take enough space for assembly.
- Follow step by step the assembly instruction.

(FR) NOUS VOUS CONSEILLONS
- Poser les colis en position horizontale.
- Classer et compter les éléments de montage et la quincaillerie.
- Définir une zone de montage.
- Suivre dans l'ordre les instructions de montage.

(IT) VI INFORMIAMO
- Porre la confezione in orizzontale.
- Mettere in ordine e contare le minuterie metaliche.
- Essere certi di avere spazio a per il montaggio.
- Seguire passo passo le istruzioni.

(ES) -Las herramientas que necesitas (no incluidas en el kit)
(FR) -Outils de montage nécessaries (not inclus dans le kit)

(EN) The tools that you need for assembly (not included in the package)
(IT) -Gli attrezzi che vi servono per il montaggio (non inclusi nella confezzione)

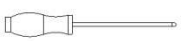

(ES) -Los herrajes que encontrarás en el kit
(FR) -Quincaillerie inclue dans le kit

(EN) -The tools that you will find in the package
(IT) -Accesori inclusi nella confezione.

(ES) - Las piezas incluidas en el kit
(FR) - Pièces inclues dans le kit

(EN) - The pieces included in the package
(IT) - Parti incluse nella confezione

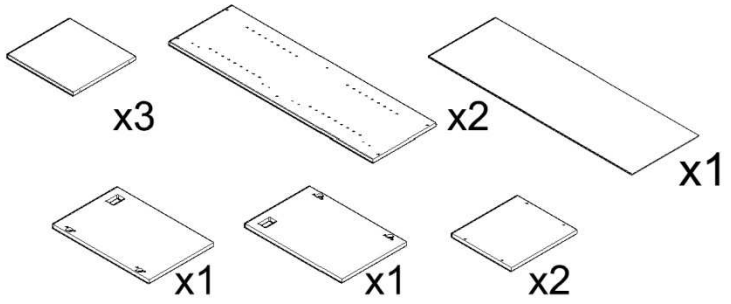

1

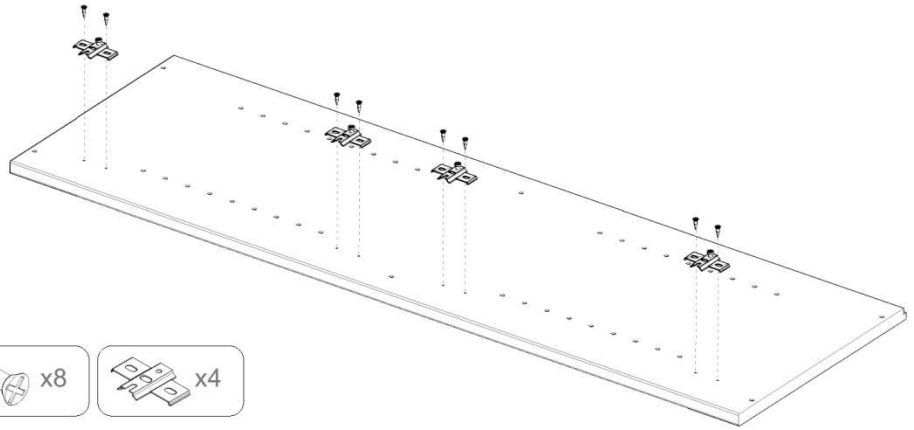

2

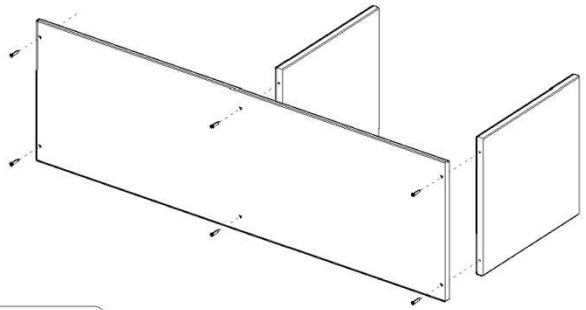

3

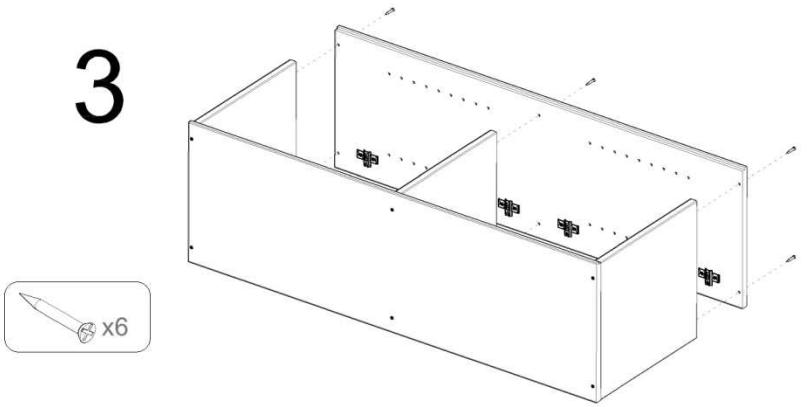

PEFC/14-38-00151

ES.EU / 049 / 00001

ASTIGARRAGA *kit line*

Olalde Area Nº3
20730 Azpeitia (Gipuzkoa)
Tel. +34 943 814 261 - Fax +34 943 816 713
info@astikitline.es
www.astikitline.com

4

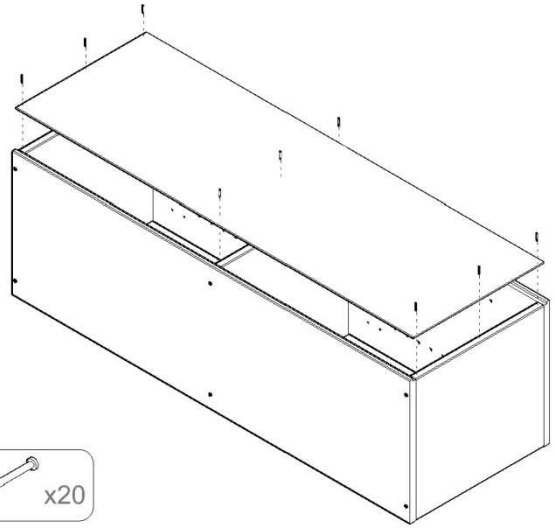

x20

5

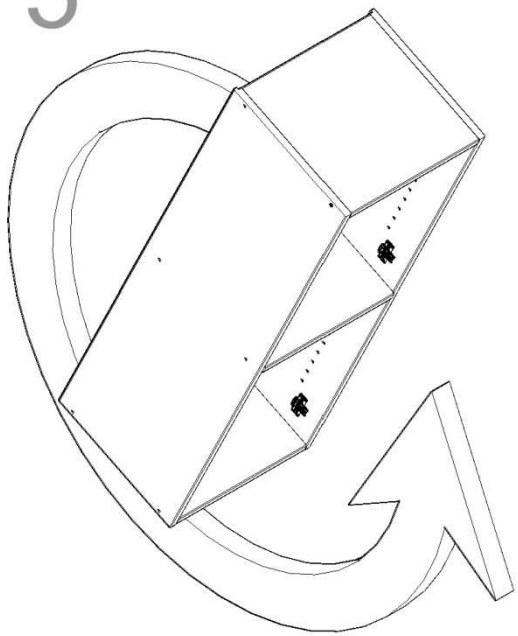

6

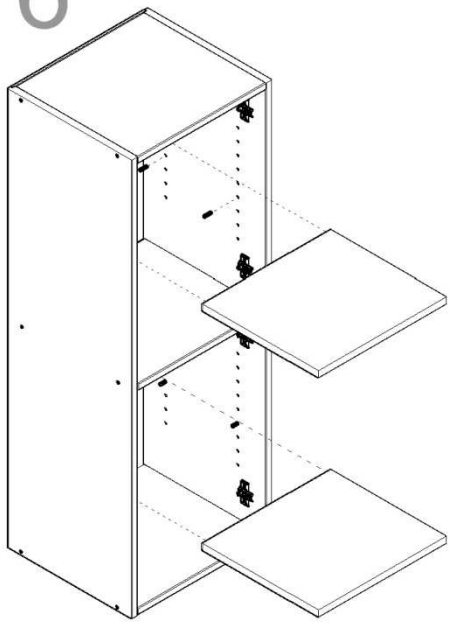

x8

7

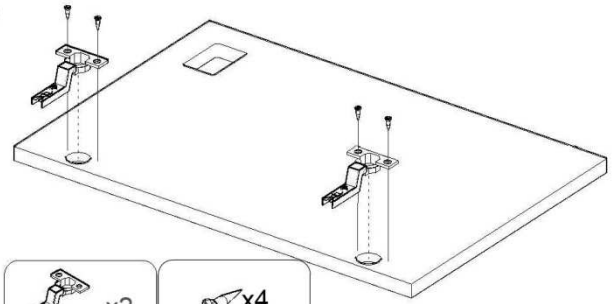

x2 x4

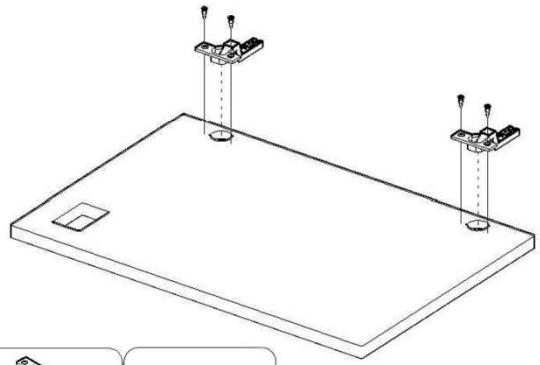

x2 x4

8

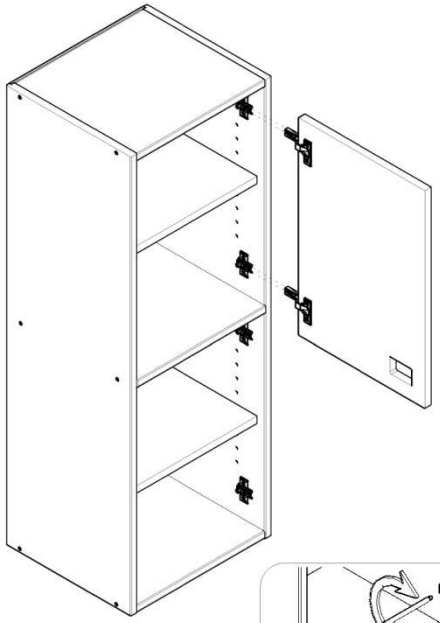

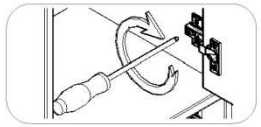

9

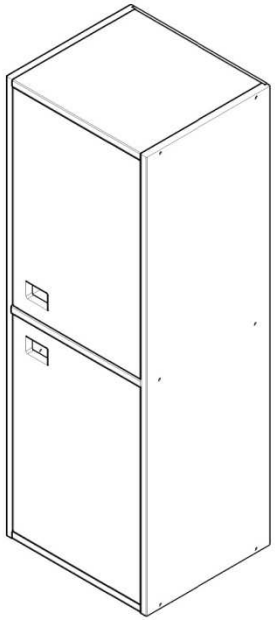

ref. DM2VER.99