

# MONTAJE / MONTAGE / MONTAGGIO / MONTAGEM / ASSEMBLY / BEDIENTUNGSANLEITUNG

## ES TE ACONSEJAMOS

- Poner el paquete en posición horizontal.
- Ordenar y contar las piezas y herrajes.
- Habilitar una zona para el montaje.
- Sigue paso a paso las instrucciones de montaje.

## EN I ADVISE YOU

- Put the package in horizontal position.
- Put in the order and count the pieces and iron fittings.
- Take enough space for assembly.
- Follow step by step the assembly instruction.

## FR NOUS VOUS CONSEILLONS

- Poser les colis en position horizontale.
- Classer et compter les éléments de montage et la quincaillerie.
- Définir une zone de montage.
- Suivre dans l'ordre les instructions de montage.

## IT VI INFORMIAMO

- Porre la confezione in orizzontale.
- Mettere in ordine e contare le minuterie metaliche.
- Essere certi di avere spazio a per il montaggio.
- Seguire passo passo le istruzioni.

ES - Las herramientas que necesitas (no incluidas en el kit)

FR - Outils de montage nécessaires (not inclus dans le kit)



EN - The tools that you need for assembly (not included in the package)

IT - Gli attrezzi che vi servono per il montaggio (non inclusi nella confezione)



ES - Los herrajes que encontrarás en el kit

FR - Quincaillerie incluse dans le kit

EN - The tools that you will find in the package

IT - Accessori inclusi nella confezione.

4.5 x 35 mm X 24



3 x 16 mm X 8



X 2



6 x 30 mm X 2




4.5 x 50 mm X 2

ES - Las piezas incluidas en el kit

EN - The pieces included in the package

FR - Pièces incluses dans le kit

IT - Parti incluse nella confezione

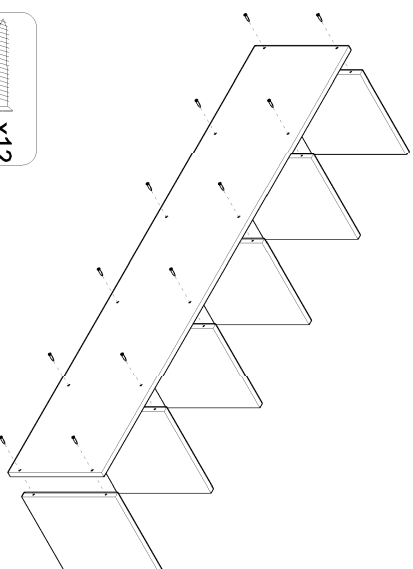


X2



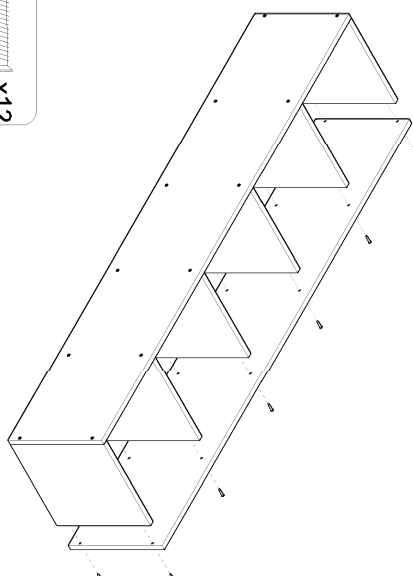
X6

# 1



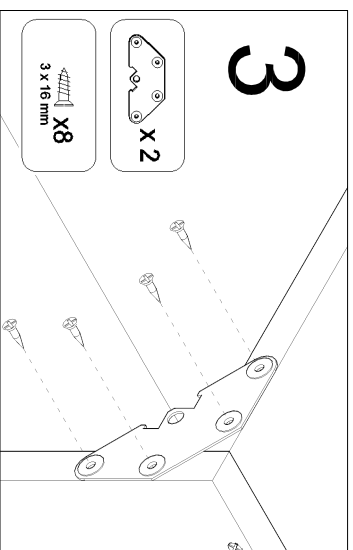
4.5 x 35 mm X12

# 2



4.5 x 35 mm X12

# 3

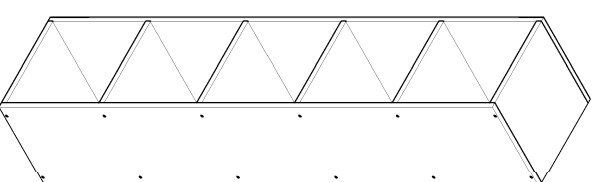


X 2

X8

3 x 16 mm

# 4



ref. DMC500.99

## ASTIGARRAGA

Kit Live

Olaite Area n.º3  
E-20770 Arceñeta (Gorliz) (Basque Country)  
T. +34 943 514 281 | F. +34 943 516 713  
astigarraga@kitlive.es  
www.astiklive.es

