

MONTAJE / MONTAGE / MONTAGGIO / MONTAGEM / ASSEMBLY / BEDIENUNGSANLEITUNG

ES TE ACONSEJAMOS

- Poner el paquete en posición horizontal.
- Ordenar y contar las piezas y herramientas.
- Habilita una zona para el montaje.
- Sigue paso a paso las instrucciones de montaje.

EN I ADVISE YOU

- Put the package in horizontal position.
- Put in the order and count the pieces and iron fittings.
- Take enough space for assembly.
- Follow step by step the assembly instruction.

FR NOUS VOUS CONSEILLONS

- Poser les colis en position horizontale.
- Classer et compter les éléments de montage et la quincaillerie.
- Définir une zone de montage.
- Suivre dans l'ordre les instructions de montage.

IT VI INFORMIAMO

- Porre la confezione in orizzontale.
- Mettere in ordine e contare le minuterie metalliche.
- Essere certi di avere spazio a per il montaggio.
- Seguire passo passo le istruzioni!

ES - Las herramientas que necesitas (no incluidas en el kit)

FR - Outils de montage nécessaires (not inclus dans le kit)



EN - The tools that you need for assembly (not included in the package)

IT - Gli attrezzi che vi servono per il montaggio (non inclusi nella confezione)



ES - Los herrajes que encontrarás en el kit

FR - Quincaillerie incluse dans le kit

EN - The tools that you will find in the package

IT - Accessori inclusi nella confezione.

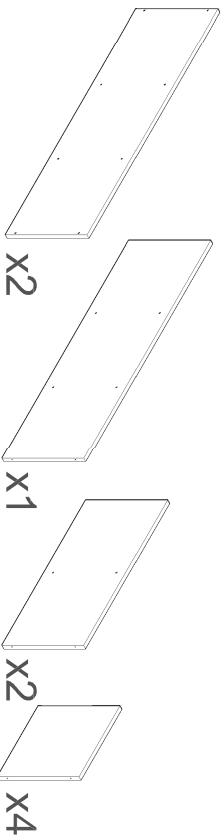
5 x 30 mm X 4 4.5 x 35 mm X 16 3 x 16 mm X 8 6 x 30 mm X 2 4.5 x 50 mm X 2

ES - Las piezas incluidas en el kit

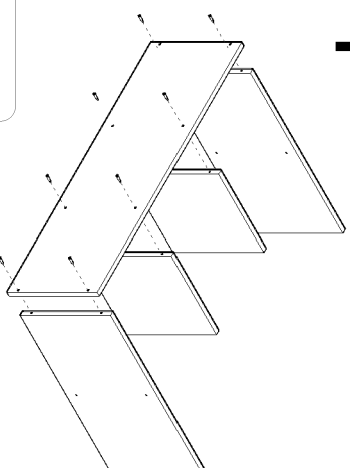
EN - The pieces included in the package

FR - Pièces incluses dans le kit

IT - Parti incluse nella confezione

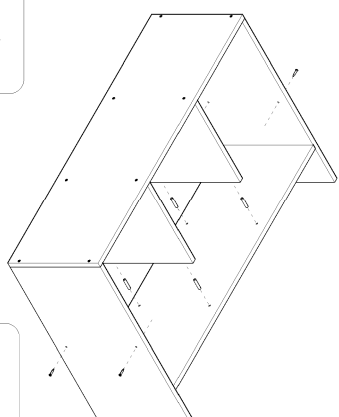


1



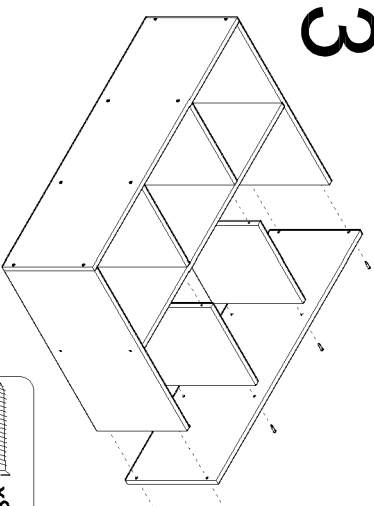
4.5 x 35 mm X8

2



5 x 30 mm X4

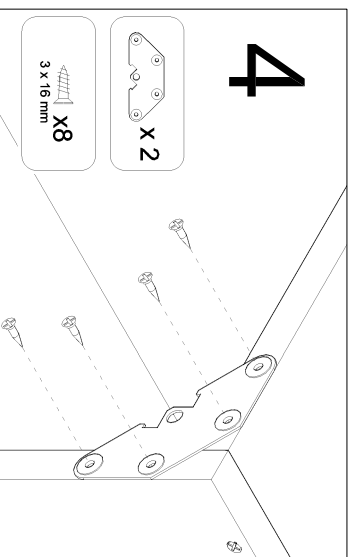
3



4.5 x 35 mm X4

4.5 x 35 mm X8

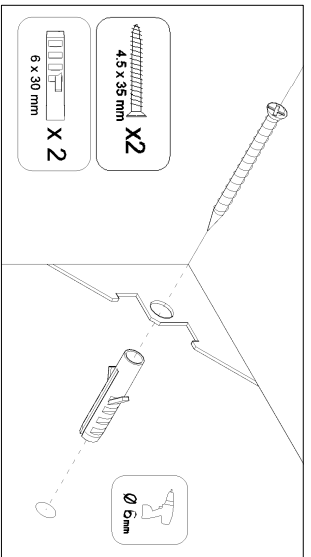
4



X2

3 x 16 mm X8

5



4.5 x 35 mm X2

6 x 30 mm X2

ref. DMC3X2.99

ASTIGARRAGA

Kit Line

Oleide Area n°3
E-20730 Azpeitia (Gipuzkoa)
T.-94 943 81 28 Jf. +94 943 916 715
astigarraga@kitline.es
www.astikitline.es

