

MONTAJE / MONTAGE / MONTAGGIO / MONTAGEM / ASSEMBLY / BEDIENUNGSANLEITUNG

ES TE ACONSEJAMOS

- Poner el paquete en posición horizontal.
- Ordenar y contar las piezas y herrajes.
- Habilita una zona para el montaje
- Sigue paso a paso las instrucciones de montaje.

EN I ADVISE YOU

- Put the package in horizontal position.
- Put in the order and count the pieces and iron fittings.
- Take enough space for assembly.
- Follow step by step the assembly instruction.

FR NOUS VOUS CONSEILLONS

- Poser les colis en position horizontale.
- Classer et compter les éléments de montage et la quincaillerie.
- Définir une zone de montage.
- Suivre dans l'ordre les instructions de montage.

IT VI INFORMIAMO

- Pone la confezione in orizzontale.
- Mettere in ordine e contare le minuterie metalliche.
- Essere certi di avere spazio a sufficienza per il montaggio.
- Seguire passo passo le istruzioni.

ES -Las herramientas que necesites (no incluidas en el kit)

EN -The tools that you need for assembly (not included in the package)



FR -Outils de montage nécessaires (not inclus dans le kit)

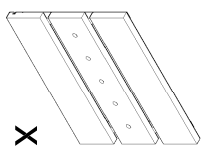
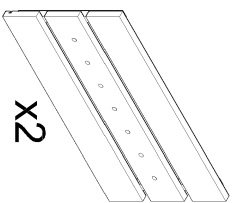
IT -Gli attrezzi che vi servono per il montaggio (non inclusi nella confezione)

 X 8
3,5 x 25 mm

 X 4
8 x 20 mm

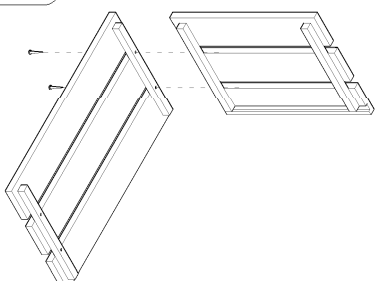
ES -Las piezas incluidas en el kit

EN -The pieces included in the package

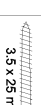


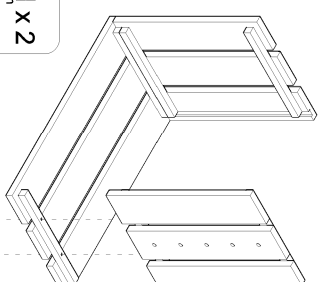
1

 X 2
3,5 x 25 mm




2

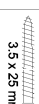
 X 2
3,5 x 25 mm

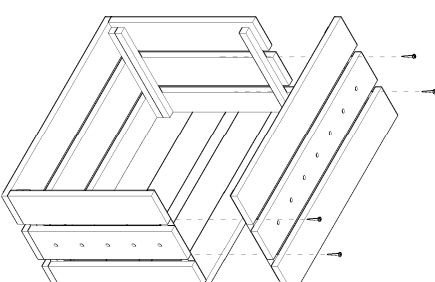


3

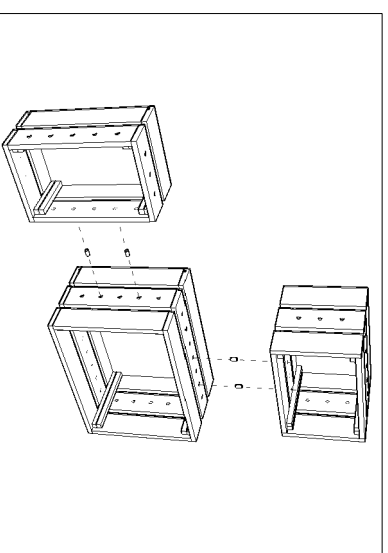
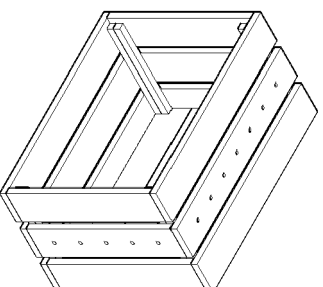


4

 X 4
3,5 x 25 mm



5



ref. HOME001.99

APILABLE - STACKABLE - EMPILABLE - EMPILABILE

ASTIGARRAGA

Kit line

Olalde Area n.º3
E-20730 Azpeitia (Gipuzkoa)
T. +34 943 814 261 | F. +34 943 816 713
astigarraga@kitline.es
www.astikitline.es

