

MONTAJE / MONTAGE / MONTAGGIO / MONTAGEM / ASSEMBLY / BEDIENUNGSANLEITUNG

ES TE ACONSEJAMOS

- Poner el paquete en posición horizontal.
- Ordenar y contar las piezas y herrajes.
- Habilita una zona para el montaje.
- Sigue paso a paso las instrucciones de montaje.

EN I ADVISE YOU

- Put the package in horizontal position.
- Put in the order and count the pieces and iron fittings.
- Take enough space for assembly.
- Follow step by step the assembly instruction.

FR NOUS VOUS CONSEILLONS

- Poser les colis en position horizontale.
- Classer et compter les éléments de montage et la quincaillerie.
- Définir une zone de montage.
- Suivre dans l'ordre les instructions de montage.

IT VI INFORMIAMO

- Porre la confezione in orizzontale.
- Mettere in ordine e contare le minuterie metalliche.
- Essere certi di avere spazio a per il montaggio.
- Seguire passo passo le istruzioni.

ES -Las herramientas que necesitas (no incluidas en el kit)

FR -Outils de montage nécessaires (not inclus dans le kit)



EN The tools that you need for assembly (not included in the package)

IT -Gli attrezzi che vi servono per il montaggio (non inclusi nella confezione)



ES -Los herrajes que encontrarás en el kit

FR -Quincaillerie incluse dans le kit

EN -The tools that you will find in the package

IT -Accessori inclusi nella confezione.

 X 16
4,5 x 35 mm

 X 2
6 x 30 mm

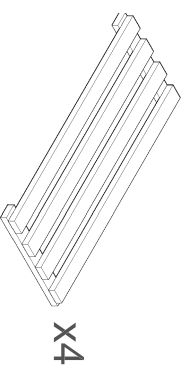
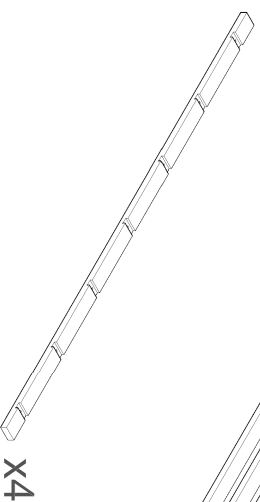
 X 2
4,5 x 50 mm

ES - Las piezas incluidas en el kit

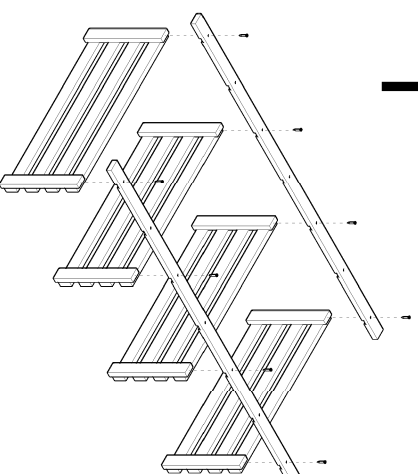
FR - Pièces incluses dans le kit

EN - The pieces included in the package


IT - Parti incluse nella confezione




1

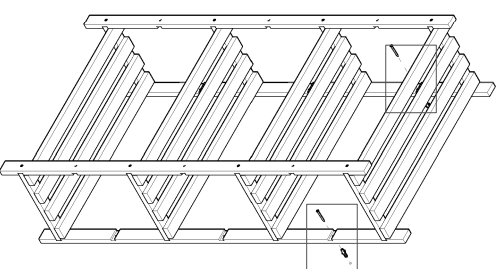


2

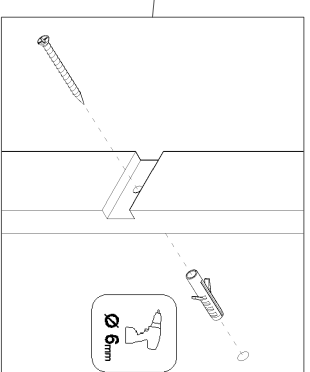
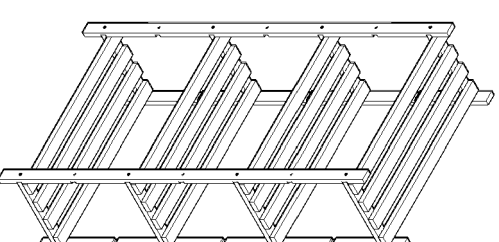



 X 8
4,5 x 35 mm


3



4



 X 2
6 x 30 mm

 X 2
4,5 x 50 mm

ref. NC4300.99

ASTIGARRAGA

kit line

Oficina Astigarraga s/nº3
E-20730, Azpeitia (Gipuzkoa)
T. +34 943 814 261 | F. +34 943 816 713
astigarraga@kitline.es
www.astikitline.es

